

6 Hrs of Warrior Creek

All Categories

Wilkesboro, NC 11.800 Miles

6 Hrs of Warrior Creek

4/3/2010 01:03 PM

Race started at 9:59:30

Lap	Lap Tm	Diff	Time of Day
(458) Specialized/Dumonde Tech Racing			
Aaron Hoag			
1			10:57:40.253
	Best Tm:		
Jason Laxton			
2	53:58.466		11:51:38.719
	Best Tm: 53:58.466		
Aaron Hoag			
3	1:00:48.897	+6:50.431	12:52:27.616
	Best Tm: 1:00:48.897		
Jason Laxton			
4	57:37.914	+3:39.448	13:50:05.530
	Best Tm: 57:37.914		
Aaron Hoag			
5	1:03:45.814	+9:47.348	14:53:51.344
	Best Tm: 1:03:45.814		
Jason Laxton			
6	1:02:18.933	+8:20.467	15:56:10.277
	Best Tm: 1:02:18.933		

Lap	Lap Tm	Diff	Time of Day
(107) Morgan Olson			
1			10:52:27.021
2	56:32.457		11:48:59.478
3	59:41.243	+3:08.786	12:48:40.721
4	1:04:06.666	+7:34.209	13:52:47.387
5	1:03:27.114	+6:54.657	14:56:14.501
6	1:01:19.072	+4:46.615	15:57:33.573
	Best Tm: 56:32.457		

Lap	Lap Tm	Diff	Time of Day
(232) Nathan Wyatt			
1			10:50:25.913
2	54:55.084		11:45:20.997
3	59:07.645	+4:12.561	12:44:28.642
4	1:02:23.409	+7:28.325	13:46:52.051
5	1:06:27.747	+11:32.663	14:53:19.798
6	1:05:54.684	+10:59.600	15:59:14.482
	Best Tm: 54:55.084		

Lap	Lap Tm	Diff	Time of Day
(429) cnybikes.com			
Jason Bixby			
1			10:58:25.483
	Best Tm:		
Benjamin Bixby			
2	58:09.678		11:56:35.161
	Best Tm: 58:09.678		
Jason Bixby			
3	59:16.336	+1:06.658	12:55:51.497
	Best Tm: 59:16.336		
Benjamin Bixby			

Lap	Lap Tm	Diff	Time of Day
4	1:00:39.228	+2:29.550	13:56:30.725
	Best Tm: 1:00:39.228		
Jason Bixby			
5	1:02:25.149	+4:15.471	14:58:55.874
	Best Tm: 1:02:25.149		
Benjamin Bixby			
6	1:01:24.222	+3:14.544	16:00:20.096
	Best Tm: 1:01:24.222		

Lap	Lap Tm	Diff	Time of Day
(437) Industry 9			
Drew Hager			
1			10:58:26.208
	Best Tm:		
Eric White			
2	57:28.360		11:55:54.568
	Best Tm: 57:28.360		
Drew Hager			
3	1:01:04.495	+3:36.135	12:56:59.063
	Best Tm: 1:01:04.495		
Eric White			
4	58:52.492	+1:24.132	13:55:51.555
	Best Tm: 58:52.492		
Drew Hager			
5	1:05:26.354	+7:57.994	15:01:17.909
	Best Tm: 1:05:26.354		
Eric White			
6	1:00:46.753	+3:18.393	16:02:04.662
	Best Tm: 1:00:46.753		

Lap	Lap Tm	Diff	Time of Day
(129) Andy Applegate			
1			10:53:04.061
2	57:48.453		11:50:52.514
3	1:01:10.047	+3:21.594	12:52:02.561
4	1:03:09.163	+5:20.710	13:55:11.724
5	1:02:35.748	+4:47.295	14:57:47.472
6	1:04:33.295	+6:44.842	16:02:20.767
	Best Tm: 57:48.453		

Lap	Lap Tm	Diff	Time of Day
(440) Keirin Culture			
Russ Privitera			
1			10:54:17.895
	Best Tm:		
Bryan Wender			
2	57:41.107		11:51:59.002
	Best Tm: 57:41.107		
Russ Privitera			
3	1:00:24.866	+2:43.759	12:52:23.868
	Best Tm: 1:00:24.866		

Lap	Lap Tm	Diff	Time of Day
Bryan Wender			
4	1:01:53.247	+4:12.140	13:54:17.115
	Best Tm: 1:01:53.247		
Russ Privitera			
5	1:06:37.908	+8:56.801	15:00:55.023
	Best Tm: 1:06:37.908		
Bryan Wender			
6	1:04:37.961	+6:56.854	16:05:32.984
	Best Tm: 1:04:37.961		

Lap	Lap Tm	Diff	Time of Day
(455) Topeak/Ergon			
Eddie O'dea			
1			10:50:07.051
	Best Tm:		
Namrita O'dea			
2	1:05:52.930	+11:32.869	11:55:59.981
	Best Tm: 1:05:52.930		
Eddie O'dea			
3	54:20.061		12:50:20.042
	Best Tm: 54:20.061		
Namrita O'dea			
4	1:08:41.216	+14:21.155	13:59:01.258
	Best Tm: 1:08:41.216		
Eddie O'dea			
5	57:44.102	+3:24.041	14:56:45.360
	Best Tm: 57:44.102		
Namrita O'dea			
6	1:11:02.067	+16:42.006	16:07:47.427
	Best Tm: 1:11:02.067		

Lap	Lap Tm	Diff	Time of Day
(465) Velosports Racing			
Andrew Kimble			
1			10:55:40.412
	Best Tm:		
Dan Snedecor			
2	57:54.724		11:53:35.136
	Best Tm: 57:54.724		
Andrew Kimble			
3	59:21.649	+1:26.925	12:52:56.785
	Best Tm: 59:21.649		
Dan Snedecor			
4	1:06:22.372	+8:27.648	13:59:19.157
	Best Tm: 1:06:22.372		
Andrew Kimble			
5	1:03:05.734	+5:11.010	15:02:24.891
	Best Tm: 1:03:05.734		
Dan Snedecor			

6 Hrs of Warrior Creek

All Categories

Wilkesboro, NC 11.800 Miles

6 Hrs of Warrior Creek

4/3/2010 01:03 PM

Race started at 9:59:30

Lap	Lap Tm	Diff	Time of Day
6	1:10:00.832	+12:06.108	16:12:25.723
Best Tm: 1:10:00.832			

(167) Tim Finkel

1			10:50:24.369
2	57:08.289		11:47:32.658
3	1:00:08.023	+2:59.734	12:47:40.681
4	1:03:23.511	+6:15.222	13:51:04.192
5	1:05:09.056	+8:00.767	14:56:13.248
6	1:16:57.764	+19:49.475	16:13:11.012
Best Tm: 57:08.289			

(434) FASTER Mustache

Christopher Rampton			
1			10:57:38.575
Best Tm:			
Kurt Rampton			
2	59:53.205		11:57:31.780
Best Tm: 59:53.205			
Christopher Rampton			
3	1:03:20.607	+3:27.402	13:00:52.387
Best Tm: 1:03:20.607			
Kurt Rampton			
4	1:03:18.754	+3:25.549	14:04:11.141
Best Tm: 1:03:18.754			
Christopher Rampton			
5	1:06:32.600	+6:39.395	15:10:43.741
Best Tm: 1:06:32.600			
Kurt Rampton			
6	1:05:31.461	+5:38.256	16:16:15.202
Best Tm: 1:05:31.461			

(457) SouthSide Racen

Phillip Addington			
1			10:54:22.014
Best Tm:			
Doug Kerman			
2	59:25.798		11:53:47.812
Best Tm: 59:25.798			
Phillip Addington			
3	59:28.281	+2.483	12:53:16.093
Best Tm: 59:28.281			
Doug Kerman			
4	1:08:23.312	+8:57.514	14:01:39.405
Best Tm: 1:08:23.312			
Phillip Addington			
5	1:03:56.305	+4:30.507	15:05:35.710
Best Tm: 1:03:56.305			

Lap	Lap Tm	Diff	Time of Day
Doug Kerman			
6	1:11:26.551	+12:00.753	16:17:02.261
Best Tm: 1:11:26.551			

(125) Jeff Welch

1			10:50:39.605
2	57:13.477		11:47:53.082
3	1:01:36.594	+4:23.117	12:49:29.676
4	1:06:05.022	+8:51.545	13:55:34.698
5	1:12:58.271	+15:44.794	15:08:32.969
6	1:16:43.626	+19:30.149	16:25:16.595
Best Tm: 57:13.477			

(237) Ross Dowswell

1			10:59:22.803
2	1:04:29.270		12:03:52.073
3	1:04:38.650	+9.380	13:08:30.723
4	1:08:20.715	+3:51.445	14:16:51.438
5	1:06:08.608	+1:39.338	15:23:00.046
6	1:06:24.183	+1:54.913	16:29:24.229
Best Tm: 1:04:29.270			

(226) Shawn M. Tevendale

1			10:55:42.252
2	59:25.141		11:55:07.393
3	1:03:04.181	+3:39.040	12:58:11.574
4	1:10:45.714	+11:20.573	14:08:57.288
5	1:08:56.564	+9:31.423	15:17:53.852
6	1:12:29.423	+13:04.282	16:30:23.275
Best Tm: 59:25.141			

(413) Warren Wilson College

Aaron Peet			
1			10:58:27.467
Best Tm:			
Elisa Otter			
2	1:04:39.825	+2:39.155	12:03:07.292
Best Tm: 1:04:39.825			
Aaron Peet			
3	1:02:00.670		13:05:07.962
Best Tm: 1:02:00.670			
Elisa Otter			
4	1:07:33.944	+5:33.274	14:12:41.906
Best Tm: 1:07:33.944			
Aaron Peet			
5	1:03:47.471	+1:46.801	15:16:29.377
Best Tm: 1:03:47.471			
Elisa Otter			
6	1:14:38.032	+12:37.362	16:31:07.409
Best Tm: 1:14:38.032			

Lap	Lap Tm	Diff	Time of Day
(470) Skeleton Crew			
Blake Pendleton			
1			10:57:58.519
Best Tm:			
Erik Everson			
2	59:04.025		11:57:02.544
Best Tm: 59:04.025			
Blake Pendleton			
3	1:03:48.807	+4:44.782	13:00:51.351
Best Tm: 1:03:48.807			
Erik Everson			
4	1:02:38.760	+3:34.735	14:03:30.111
Best Tm: 1:02:38.760			
Blake Pendleton			
5	1:19:37.212	+20:33.187	15:23:07.323
Best Tm: 1:19:37.212			
Erik Everson			
6	1:08:19.901	+9:15.876	16:31:27.224
Best Tm: 1:08:19.901			

(470) Skeleton Crew

Blake Pendleton			
1			10:57:58.519
Best Tm:			
Erik Everson			
2	59:04.025		11:57:02.544
Best Tm: 59:04.025			
Blake Pendleton			
3	1:03:48.807	+4:44.782	13:00:51.351
Best Tm: 1:03:48.807			
Erik Everson			
4	1:02:38.760	+3:34.735	14:03:30.111
Best Tm: 1:02:38.760			
Blake Pendleton			
5	1:19:37.212	+20:33.187	15:23:07.323
Best Tm: 1:19:37.212			
Erik Everson			
6	1:08:19.901	+9:15.876	16:31:27.224
Best Tm: 1:08:19.901			

(470) Skeleton Crew

Blake Pendleton			
1			10:57:58.519
Best Tm:			
Erik Everson			
2	59:04.025		11:57:02.544
Best Tm: 59:04.025			
Blake Pendleton			
3	1:03:48.807	+4:44.782	13:00:51.351
Best Tm: 1:03:48.807			
Erik Everson			
4	1:02:38.760	+3:34.735	14:03:30.111
Best Tm: 1:02:38.760			
Blake Pendleton			
5	1:19:37.212	+20:33.187	15:23:07.323
Best Tm: 1:19:37.212			
Erik Everson			
6	1:08:19.901	+9:15.876	16:31:27.224
Best Tm: 1:08:19.901			

(240) Eric Hagerty

1			10:57:18.385
2	1:01:07.490		11:58:25.875
3	1:04:46.013	+3:38.523	13:03:11.888
4	1:08:44.057	+7:36.567	14:11:55.945
5	1:10:17.820	+9:10.330	15:22:13.765
6	1:11:15.967	+10:08.477	16:33:29.732
Best Tm: 1:01:07.490			

(179) Ryan Heerschap

1			10:52:07.158
2	58:44.781		11:50:51.939
3	1:07:31.970	+8:47.189	12:58:23.909
4	1:16:37.785	+17:53.004	14:15:01.694
5	1:10:31.690	+11:46.909	15:25:33.384
6	1:11:08.149	+12:23.368	16:36:41.533
Best Tm: 58:44.781			

(430) Cycletherapy

Joseph Hensley			
1			11:01:03.246
Best Tm:			
Dana Zipperer			
2	1:04:49.344	+1:06.992	12:05:52.590
Best Tm: 1:04:49.344			
Joseph Hensley			
3	1:03:42.352		13:09:34.942
Best Tm: 1:03:42.352			
Dana Zipperer			
4	1:07:19.817	+3:37.465	14:16:54.759

6 Hrs of Warrior Creek

All Categories

Wilkesboro, NC 11.800 Miles

6 Hrs of Warrior Creek

4/3/2010 01:03 PM

Race started at 9:59:30

Lap	Lap Tm	Diff	Time of Day
Best Tm: 1:07:19.817			
Joseph Hensley			
5	1:05:37.499	+1:55.147	15:22:32.258
Best Tm: 1:05:37.499			
Dana Zipperer			
6	1:17:03.585	+13:21.233	16:39:35.843
Best Tm: 1:17:03.585			
(446) Pabst Blue Racing			
Evan Voss			
1			10:58:41.495
Best Tm:			
Nick Bragg			
2	1:03:25.234		12:02:06.729
Best Tm: 1:03:25.234			
Evan Voss			
3	1:06:10.198	+2:44.964	13:08:16.927
Best Tm: 1:06:10.198			
Nick Bragg			
4	1:09:15.950	+5:50.716	14:17:32.877
Best Tm: 1:09:15.950			
Evan Voss			
5	1:09:52.203	+6:26.969	15:27:25.080
Best Tm: 1:09:52.203			
Nick Bragg			
6	1:12:36.709	+9:11.475	16:40:01.789
Best Tm: 1:12:36.709			
(235) Robert Mobley			
1			10:53:06.390
2	58:09.455		11:51:15.845
3	1:02:50.393	+4:40.938	12:54:06.238
4	1:18:36.414	+20:26.959	14:12:42.652
5	1:12:15.561	+14:06.106	15:24:58.213
6	1:21:47.379	+23:37.924	16:46:45.592
Best Tm: 58:09.455			
(122) Mike Thompson			
1			10:59:45.309
2	1:00:53.542		12:00:38.851
3	1:04:17.474	+3:23.932	13:04:56.325
4	1:10:19.285	+9:25.743	14:15:15.610
5	1:10:22.315	+9:28.773	15:25:37.925
6	1:24:44.126	+23:50.584	16:50:22.051
Best Tm: 1:00:53.542			
(230) Chris Wieczorak			
1			10:53:04.807
2	57:52.684		11:50:57.491
3	1:01:57.766	+4:05.082	12:52:55.257

Lap	Lap Tm	Diff	Time of Day
4	1:08:06.645	+10:13.961	14:01:01.902
5	1:13:15.794	+15:23.110	15:14:17.696
Best Tm: 57:52.684			
(185) Thatcher Hurt			
1			10:51:48.384
2	58:14.222		11:50:02.606
3	1:00:32.248	+2:18.026	12:50:34.854
4	1:04:42.071	+6:27.849	13:55:16.925
5	1:21:11.215	+22:56.993	15:16:28.140
Best Tm: 58:14.222			
(236) Rich Dillen			
1			10:56:15.531
2	1:01:03.406		11:57:18.937
3	1:14:39.847	+13:36.441	13:11:58.784
4	1:05:07.862	+4:04.456	14:17:06.646
5	1:05:18.264	+4:14.858	15:22:24.910
Best Tm: 1:01:03.406			
(210) Daniel Olson			
1			10:54:17.842
2	1:01:49.776		11:56:07.618
3	1:05:37.815	+3:48.039	13:01:45.433
4	1:10:30.048	+8:40.272	14:12:15.481
5	1:10:21.961	+8:32.185	15:22:37.442
Best Tm: 1:01:49.776			
(156) Ronnie Dean			
1			10:54:51.985
2	1:01:14.555		11:56:06.540
3	1:05:37.520	+4:22.965	13:01:44.060
4	1:10:30.221	+9:15.666	14:12:14.281
5	1:12:01.873	+10:47.318	15:24:16.154
Best Tm: 1:01:14.555			
(459) Geoffrey Bergmark			
1			10:52:52.447
2	58:54.351		11:51:46.798
3	1:06:21.426	+7:27.075	12:58:08.224
4	1:13:27.864	+14:33.513	14:11:36.088
5	1:16:22.384	+17:28.033	15:27:58.472
Best Tm: 58:54.351			
(33) Charles Von Isenburg			
1			10:55:13.038
2	1:00:01.685		11:55:14.723
3	1:04:51.442	+4:49.757	13:00:06.165
4	1:09:53.573	+9:51.888	14:09:59.738
5	1:18:36.985	+18:35.300	15:28:36.723
Best Tm: 1:00:01.685			
(410) Luna Cycles			
Shawn Moore			

Lap	Lap Tm	Diff	Time of Day
1			10:58:50.036
Best Tm:			
Golden Moore			
2	1:03:49.716		12:02:39.752
Best Tm: 1:03:49.716			
Shawn Moore			
3	1:06:18.885	+2:29.169	13:08:58.637
Best Tm: 1:06:18.885			
Golden Moore			
4	1:08:54.854	+5:05.138	14:17:53.491
Best Tm: 1:08:54.854			
Shawn Moore			
5	1:10:58.527	+7:08.811	15:28:52.018
Best Tm: 1:10:58.527			
(151) Cullen Cooper			
1			10:58:15.019
2	1:02:23.603		12:00:38.622
3	1:07:25.314	+5:01.711	13:08:03.936
4	1:08:36.734	+6:13.131	14:16:40.670
5	1:12:25.267	+10:01.664	15:29:05.937
Best Tm: 1:02:23.603			
(114) Gary Roach			
1			10:54:10.462
2	1:01:42.000		11:55:52.462
3	1:09:02.818	+7:20.818	13:04:55.280
4	1:11:44.067	+10:02.067	14:16:39.347
5	1:12:50.819	+11:08.819	15:29:30.166
Best Tm: 1:01:42.000			
(205) Zachary Morrey			
1			10:52:44.253
2	57:55.985		11:50:40.238
3	1:03:25.736	+5:29.751	12:54:05.974
4	1:18:36.281	+20:40.296	14:12:42.255
5	1:17:11.930	+19:15.945	15:29:54.185
Best Tm: 57:55.985			
(449) skeleton crew - miller/duval			
Josh Miller			
1			10:59:02.291
Best Tm:			
Jason Duvall			
2	58:19.698		11:57:21.989
Best Tm: 58:19.698			
Josh Miller			
3	1:03:52.350	+5:32.652	13:01:14.339
Best Tm: 1:03:52.350			
Jason Duvall			

6 Hrs of Warrior Creek

All Categories

Wilkesboro, NC 11.800 Miles

6 Hrs of Warrior Creek

4/3/2010 01:03 PM

Race started at 9:59:30

Lap	Lap Tm	Diff	Time of Day
4	1:02:08.969	+3:49.271	14:03:23.308
Best Tm: 1:02:08.969			
Josh Miller			
5	1:26:50.755	+28:31.057	15:30:14.063
Best Tm: 1:26:50.755			

(452) South Park Cycles #2

Lap	Lap Tm	Diff	Time of Day
Kyle Frank			
1			10:59:41.415
Best Tm:			
Jeff Smith			
2	1:02:22.319		12:02:03.734
Best Tm: 1:02:22.319			
Kyle Frank			
3	1:04:18.591	+1:56.272	13:06:22.325
Best Tm: 1:04:18.591			
Jeff Smith			
4	1:07:04.293	+4:41.974	14:13:26.618
Best Tm: 1:07:04.293			
Kyle Frank			
5	1:17:31.177	+15:08.858	15:30:57.795
Best Tm: 1:17:31.177			

(120) Bruce Stauffer

Lap	Lap Tm	Diff	Time of Day
1			11:00:52.502
2	1:02:49.622		12:03:42.124
3	1:06:14.654	+3:25.032	13:09:56.778
4	1:08:50.120	+6:00.498	14:18:46.898
5	1:12:41.825	+9:52.203	15:31:28.723
Best Tm: 1:02:49.622			

(443) Mountain Junkies

Lap	Lap Tm	Diff	Time of Day
Josh Gilbert			
1			10:58:24.690
Best Tm:			
Kenny Palmer			
2	1:04:07.597		12:02:32.287
Best Tm: 1:04:07.597			
Josh Gilbert			
3	1:05:15.308	+1:07.711	13:07:47.595
Best Tm: 1:05:15.308			
Kenny Palmer			
4	1:15:08.875	+11:01.278	14:22:56.470
Best Tm: 1:15:08.875			
Josh Gilbert			
5	1:09:28.631	+5:21.034	15:32:25.101
Best Tm: 1:09:28.631			

(27) Mark Sackett

Lap	Lap Tm	Diff	Time of Day
1			10:59:18.025
2	1:05:42.950		12:05:00.975
3	1:07:36.769	+1:53.819	13:12:37.744
4	1:09:36.322	+3:53.372	14:22:14.066
5	1:10:43.539	+5:00.589	15:32:57.605
Best Tm: 1:05:42.950			

(456) Southpark Cycles #1

Lap	Lap Tm	Diff	Time of Day
Bart Stetler			
1			11:02:28.512
Best Tm:			
Chase Prezioso			
2	1:02:33.765		12:05:02.277
Best Tm: 1:02:33.765			
Bart Stetler			
3	1:09:10.594	+6:36.829	13:14:12.871
Best Tm: 1:09:10.594			
Chase Prezioso			
4	1:07:01.122	+4:27.357	14:21:13.993
Best Tm: 1:07:01.122			
Bart Stetler			
5	1:12:24.871	+9:51.106	15:33:38.864
Best Tm: 1:12:24.871			

(182) Paul Hora

Lap	Lap Tm	Diff	Time of Day
1			10:53:42.710
2	59:34.311		11:53:17.021
3	1:05:24.334	+5:50.023	12:58:41.355
4	1:17:45.787	+18:11.476	14:16:27.142
5	1:17:53.740	+18:19.429	15:34:20.882
Best Tm: 59:34.311			

(223) Jeremiah Dyer

Lap	Lap Tm	Diff	Time of Day
1			10:53:05.805
2	1:00:10.902		11:53:16.707
3	1:07:53.505	+7:42.603	13:01:10.212
4	1:08:33.563	+8:22.661	14:09:43.775
5	1:24:56.289	+24:45.387	15:34:40.064
Best Tm: 1:00:10.902			

(472) Gary Fisher 29er Crew/ Johnson Lexus/All Star

Lap	Lap Tm	Diff	Time of Day
Diana Conn			
1			11:11:29.622
Best Tm:			
Marcelle Vanore			
2	1:04:36.828	+1:34.438	12:16:06.450
Best Tm: 1:04:36.828			
Diana Conn			
3	1:03:02.390		13:19:08.840
Best Tm: 1:03:02.390			

Lap	Lap Tm	Diff	Time of Day
Marcelle Vanore			
4	1:10:48.814	+7:46.424	14:29:57.654
Best Tm: 1:10:48.814			
Diana Conn			
5	1:05:50.186	+2:47.796	15:35:47.840
Best Tm: 1:05:50.186			

(467) Will Bike for Beer

Lap	Lap Tm	Diff	Time of Day
Scott Cooper			
1			11:04:16.423
Best Tm:			
Michael Goff			
2	1:05:27.027		12:09:43.450
Best Tm: 1:05:27.027			
Scott Cooper			
3	1:08:56.835	+3:29.808	13:18:40.285
Best Tm: 1:08:56.835			
Michael Goff			
4	1:05:33.100	+6.073	14:24:13.385
Best Tm: 1:05:33.100			
Scott Cooper			
5	1:11:46.834	+6:19.807	15:36:00.219
Best Tm: 1:11:46.834			

(22) Kelly Klett

Lap	Lap Tm	Diff	Time of Day
1			10:55:12.344
2	1:03:11.806		11:58:24.150
3	1:09:22.567	+6:10.761	13:07:46.717
4	1:11:18.610	+8:06.804	14:19:05.327
5	1:18:09.845	+14:58.039	15:37:15.172
Best Tm: 1:03:11.806			

(401) Johnson Lexus Allstars

Lap	Lap Tm	Diff	Time of Day
Juan Pedraza			
1			11:02:15.786
Best Tm:			
Dena Ali			
2	1:11:32.875	+6:43.530	12:13:48.661
Best Tm: 1:11:32.875			
Juan Pedraza			
3	1:04:49.345		13:18:38.006
Best Tm: 1:04:49.345			
Dena Ali			
4	1:13:09.778	+8:20.433	14:31:47.784
Best Tm: 1:13:09.778			
Juan Pedraza			
5	1:07:00.404	+2:11.059	15:38:48.188
Best Tm: 1:07:00.404			

6 Hrs of Warrior Creek

All Categories

Wilkesboro, NC 11.800 Miles

6 Hrs of Warrior Creek

4/3/2010 01:03 PM

Race started at 9:59:30

Lap	Lap Tm	Diff	Time of Day
(402) Spokeswomen Syndicate			
Dwight Wyatt			
1			11:00:31.569
Best Tm:			
Cara Applegate			
2	1:13:01.868	+6:43.454	12:13:33.437
Best Tm: 1:13:01.868			
Dwight Wyatt			
3	1:06:18.414		13:19:51.851
Best Tm: 1:06:18.414			
Cara Applegate			
4	1:10:56.923	+4:38.509	14:30:48.774
Best Tm: 1:10:56.923			
Dwight Wyatt			
5	1:09:37.061	+3:18.647	15:40:25.835
Best Tm: 1:09:37.061			

(207) Steven Myers			
1			11:01:55.209
2	1:04:22.561		12:06:17.770
3	1:08:06.557	+3:43.996	13:14:24.327
4	1:11:41.726	+7:19.165	14:26:06.053
5	1:14:59.605	+10:37.044	15:41:05.658
Best Tm: 1:04:22.561			

(471) Inland Construction			
Mike Lockhart			
1			11:00:31.833
Best Tm:			
Mike Spencer			
2	1:10:04.100	+2:28.346	12:10:35.933
Best Tm: 1:10:04.100			
Mike Lockhart			
3	1:07:35.754		13:18:11.687
Best Tm: 1:07:35.754			
Mike Spencer			
4	1:11:59.891	+4:24.137	14:30:11.578
Best Tm: 1:11:59.891			
Mike Lockhart			
5	1:10:56.300	+3:20.546	15:41:07.878
Best Tm: 1:10:56.300			

(400) BMCC Gravity			
Matthew Adams			
1			10:58:15.866
Best Tm:			
Ellen Adams			

2	1:12:39.679	+9:59.093	12:10:55.545
Best Tm: 1:12:39.679			
Matthew Adams			
3	1:02:40.586		13:13:36.131
Best Tm: 1:02:40.586			
Ellen Adams			
4	1:20:47.957	+18:07.371	14:34:24.088
Best Tm: 1:20:47.957			
Matthew Adams			
5	1:07:07.038	+4:26.452	15:41:31.126
Best Tm: 1:07:07.038			
(52) Laura Hamm			
1			10:58:45.531
2	1:06:03.737		12:04:49.268
3	1:09:19.207	+3:15.470	13:14:08.475
4	1:13:05.370	+7:01.633	14:27:13.845
5	1:14:26.084	+8:22.347	15:41:39.929
Best Tm: 1:06:03.737			

(70) Todd Braswell			
1			10:58:24.486
2	1:06:27.993		12:04:52.479
3	1:09:59.146	+3:31.153	13:14:51.625
4	1:13:13.179	+6:45.186	14:28:04.804
5	1:14:13.420	+7:45.427	15:42:18.224
Best Tm: 1:06:27.993			

(466) Who R Those Guys			
Todd Hoge			
1			11:04:14.431
Best Tm:			
Dave Anderson			
2	1:02:52.608		12:07:07.039
Best Tm: 1:02:52.608			
Todd Hoge			
3	1:11:32.228	+8:39.620	13:18:39.267
Best Tm: 1:11:32.228			
Dave Anderson			
4	1:05:54.437	+3:01.829	14:24:33.704
Best Tm: 1:05:54.437			
Todd Hoge			
5	1:20:33.036	+17:40.428	15:45:06.740
Best Tm: 1:20:33.036			

(128) Tim Anderson			
1			10:58:00.575
2	1:01:18.704		11:59:19.279
3	1:07:19.495	+6:00.791	13:06:38.774
4	1:16:26.160	+15:07.456	14:23:04.934

5	1:22:06.438	+20:47.734	15:45:11.372
Best Tm: 1:01:18.704			
(424) Beer Knurds			
Scott Sutter			
1			11:06:06.984
Best Tm:			
Steven Byrd			
2	1:08:12.551		12:14:19.535
Best Tm: 1:08:12.551			
Scott Sutter			
3	1:08:40.283	+27.732	13:22:59.818
Best Tm: 1:08:40.283			
Steven Byrd			
4	1:11:06.661	+2:54.110	14:34:06.479
Best Tm: 1:11:06.661			
Scott Sutter			
5	1:12:00.640	+3:48.089	15:46:07.119
Best Tm: 1:12:00.640			

(106) Mark Odendahl			
1			10:58:34.675
2	1:03:09.168		12:01:43.843
3	1:10:46.086	+7:36.918	13:12:29.929
4	1:14:12.121	+11:02.953	14:26:42.050
5	1:19:57.419	+16:48.251	15:46:39.469
Best Tm: 1:03:09.168			

(468) WNYMBRO			
Scott Bixby			
1			11:05:14.546
Best Tm:			
Dave Weinhofer			
2	1:08:46.780	+2:45.073	12:14:01.326
Best Tm: 1:08:46.780			
Scott Bixby			
3	1:06:01.707		13:20:03.033
Best Tm: 1:06:01.707			
Dave Weinhofer			
4	1:14:36.524	+8:34.817	14:34:39.557
Best Tm: 1:14:36.524			
Scott Bixby			
5	1:12:29.603	+6:27.896	15:47:09.160
Best Tm: 1:12:29.603			

(450) Skeleton Crew - Oak Ridge			
Tod Phelps			
1			11:04:58.836
Best Tm:			

6 Hrs of Warrior Creek

All Categories

Wilkesboro, NC 11.800 Miles

6 Hrs of Warrior Creek

4/3/2010 01:03 PM

Race started at 9:59:30

Lap	Lap Tm	Diff	Time of Day
Doug Black			
2	1:06:19.855		12:11:18.691
Best Tm: 1:06:19.855			
Tod Phelps			
3	1:09:43.337	+3:23.482	13:21:02.028
Best Tm: 1:09:43.337			
Doug Black			
4	1:10:46.506	+4:26.651	14:31:48.534
Best Tm: 1:10:46.506			
Tod Phelps			
5	1:15:42.053	+9:22.198	15:47:30.587
Best Tm: 1:15:42.053			
(32) Jon Stang			
1			10:58:09.856
2	1:07:16.020	+3.217	12:05:25.876
3	1:07:12.803		13:12:38.679
4	1:15:54.905	+8:42.102	14:28:33.584
5	1:19:40.234	+12:27.431	15:48:13.818
Best Tm: 1:07:12.803			
(187) Mark Johnston			
1			11:03:54.140
2	1:03:37.200		12:07:31.340
3	1:08:39.323	+5:02.123	13:16:10.663
4	1:15:04.159	+11:26.959	14:31:14.822
5	1:18:12.735	+14:35.535	15:49:27.557
Best Tm: 1:03:37.200			
(66) Carl Behan III			
1			10:58:08.370
2	1:06:15.911		12:04:24.281
3	1:11:42.063	+5:26.152	13:16:06.344
4	1:18:02.376	+11:46.465	14:34:08.720
5	1:18:11.180	+11:55.269	15:52:19.900
Best Tm: 1:06:15.911			
(454) South Park Cycles #4			
John Sawter			
1			11:05:45.934
Best Tm:			
Jeff McConaghy			
2	1:05:44.414		12:11:30.348
Best Tm: 1:05:44.414			
John Sawter			
3	1:11:01.000	+5:16.586	13:22:31.348
Best Tm: 1:11:01.000			
Jeff McConaghy			
4	1:12:52.933	+7:08.519	14:35:24.281
Best Tm: 1:12:52.933			

Lap	Lap Tm	Diff	Time of Day
John Sawter			
5	1:17:18.180	+11:33.766	15:52:42.461
Best Tm: 1:17:18.180			
(198) Evan McIntosh			
1			10:57:19.157
2	1:01:00.771		11:58:19.928
3	1:08:13.978	+7:13.207	13:06:33.906
4	1:26:40.055	+25:39.284	14:33:13.961
5	1:19:35.489	+18:34.718	15:52:49.450
Best Tm: 1:01:00.771			
(419) Classy Cleats & Cunning Stunts			
Mike Blankenship			
1			11:05:59.691
Best Tm:			
Christine Putnam			
2	1:06:20.227		12:12:19.918
Best Tm: 1:06:20.227			
Mike Blankenship			
3	1:07:08.803	+48.576	13:19:28.721
Best Tm: 1:07:08.803			
Christine Putnam			
4	1:09:09.332	+2:49.105	14:28:38.053
Best Tm: 1:09:09.332			
Mike Blankenship			
5	1:24:48.332	+18:28.105	15:53:26.385
Best Tm: 1:24:48.332			
(427) Boone Velo/Juice Plus+			
F Matt Brown Jr			
1			11:05:59.344
Best Tm:			
Andrew Lebeau			
2	1:09:54.054	+1:31.259	12:15:53.398
Best Tm: 1:09:54.054			
F Matt Brown Jr			
3	1:08:22.795		13:24:16.193
Best Tm: 1:08:22.795			
Andrew Lebeau			
4	1:19:15.254	+10:52.459	14:43:31.447
Best Tm: 1:19:15.254			
F Matt Brown Jr			
5	1:10:08.250	+1:45.455	15:53:39.697
Best Tm: 1:10:08.250			
(130) Travis Beam			
1			11:05:15.946

Lap	Lap Tm	Diff	Time of Day
2	1:08:11.375		12:13:27.321
3	1:08:29.212	+17.837	13:21:56.533
4	1:14:07.772	+5:56.397	14:36:04.305
5	1:18:22.576	+10:11.201	15:54:26.881
Best Tm: 1:08:11.375			
(407) Beth Frye			
1			10:58:50.333
2	1:05:56.941		12:04:47.274
3	1:15:38.392	+9:41.451	13:20:25.666
4	1:18:51.260	+12:54.319	14:39:16.926
5	1:18:01.040	+12:04.099	15:57:17.966
Best Tm: 1:05:56.941			
(10) David Bowen			
1			10:58:31.586
2	1:03:23.322		12:01:54.908
3	1:10:02.758	+6:39.436	13:11:57.666
4	1:21:18.189	+17:54.867	14:33:15.855
5	1:26:09.449	+22:46.127	15:59:25.304
Best Tm: 1:03:23.322			
(143) Jay Catlett			
1			10:58:55.306
2	1:07:28.592		12:06:23.898
3	1:10:29.373	+3:00.781	13:16:53.271
4	1:17:00.881	+9:32.289	14:33:54.152
5	1:25:49.996	+18:21.404	15:59:44.148
Best Tm: 1:07:28.592			
(144) Aaron Chamberlain			
1			11:00:24.293
2	1:06:36.631		12:07:00.924
3	1:11:18.515	+4:41.884	13:18:19.439
4	1:16:51.743	+10:15.112	14:35:11.182
5	1:25:45.273	+19:08.642	16:00:56.455
Best Tm: 1:06:36.631			
(435) FBP			
Adam Von Olhausen			
1			11:02:27.343
Best Tm:			
James Macritchie			
2	1:02:34.043		12:05:01.386
Best Tm: 1:02:34.043			
Adam Von Olhausen			
3	1:09:46.739	+7:12.696	13:14:48.125
Best Tm: 1:09:46.739			
James Macritchie			
4	1:09:16.148	+6:42.105	14:24:04.273
Best Tm: 1:09:16.148			
Adam Von Olhausen			

6 Hrs of Warrior Creek


All Categories

Wilkesboro, NC 11.800 Miles

6 Hrs of Warrior Creek

4/3/2010 01:03 PM

Race started at 9:59:30



Lap	Lap Tm	Diff	Time of Day
5	1:36:58.938	+34:24.895	16:01:03.211
Best Tm: 1:36:58.938			
(222) Lance Shelley			
1			11:02:31.199
2	1:06:34.777		12:09:05.976
3	1:13:08.157	+6:33.380	13:22:14.133
4	1:19:41.585	+13:06.808	14:41:55.718
5	1:19:30.718	+12:55.941	16:01:26.436
Best Tm: 1:06:34.777			
(420) Flying Nancies			
Rob Morgan			
1			11:05:01.089
Best Tm:			
Larry Sengewalt			
2	1:07:24.837	+1:30.570	12:12:25.926
Best Tm: 1:07:24.837			
Rob Morgan			
3	1:18:58.888	+13:04.621	13:31:24.814
Best Tm: 1:18:58.888			
Larry Sengewalt			
4	1:05:54.267		14:37:19.081
Best Tm: 1:05:54.267			
Rob Morgan			
5	1:24:35.095	+18:40.828	16:01:54.176
Best Tm: 1:24:35.095			
(170) Buddy Gardner			
1			11:00:53.918
2	1:01:41.080		12:02:34.998
3	1:09:41.283	+8:00.203	13:12:16.281
4	1:25:35.329	+23:54.249	14:37:51.610
5	1:24:14.973	+22:33.893	16:02:06.583
Best Tm: 1:01:41.080			
(425) Bike Source / Harris Teeter			
Charles Heafner			
1			11:06:56.202
2	1:19:09.717	+7:50.065	12:26:05.919
Best Tm: 1:19:09.717			
Clifton Abare			
3	1:11:19.652		13:37:25.571
Best Tm: 1:11:19.652			
Charles Heafner			
4	1:14:40.201	+3:20.549	14:52:05.772
Best Tm: 1:14:40.201			
Clifton Abare			
5	1:11:48.679	+29.027	16:03:54.451
Best Tm: 1:11:48.679			

Lap	Lap Tm	Diff	Time of Day
(221) Luke Sagur			
1			11:03:17.201
2	1:08:40.074		12:11:57.275
3	1:13:43.913	+5:03.839	13:25:41.188
4	1:18:28.738	+9:48.664	14:44:09.926
5	1:22:03.893	+13:23.819	16:06:13.819
Best Tm: 1:08:40.074			
(134) Kirk Brittain			
1			10:58:54.027
2	1:04:30.807		12:03:24.834
3	1:16:19.002	+11:48.195	13:19:43.836
4	1:21:27.368	+16:56.561	14:41:11.204
5	1:25:16.485	+20:45.678	16:06:27.689
Best Tm: 1:04:30.807			
(421) UNC			
Camey Womble			
1			11:05:47.251
Best Tm:			
Leah Ranney			
2	1:14:18.067	+5:51.819	12:20:05.318
Best Tm: 1:14:18.067			
Camey Womble			
3	1:08:26.248		13:28:31.566
Best Tm: 1:08:26.248			
Leah Ranney			
4	1:18:42.378	+10:16.130	14:47:13.944
Best Tm: 1:18:42.378			
Camey Womble			
5	1:19:17.006	+10:50.758	16:06:30.950
Best Tm: 1:19:17.006			
(416) Trail Junkies			
Emily Painter			
1			11:06:48.414
Best Tm:			
Gina Gilbert			
2	1:17:09.999	+9:26.184	12:23:58.413
Best Tm: 1:17:09.999			
Emily Painter			
3	1:12:36.291	+4:52.476	13:36:34.704
Best Tm: 1:12:36.291			
Gina Gilbert			
4	1:22:41.567	+14:57.752	14:59:16.271
Best Tm: 1:22:41.567			
Emily Painter			
5	1:07:43.815		16:07:00.086

Lap	Lap Tm	Diff	Time of Day
Best Tm: 1:07:43.815			
(77) Frank Hodel			
1			11:07:42.573
2	1:07:58.811		12:15:41.384
3	1:12:02.557	+4:03.746	13:27:43.941
4	1:18:02.450	+10:03.639	14:45:46.391
5	1:21:46.388	+13:47.577	16:07:32.779
Best Tm: 1:07:58.811			
(176) Mike Hale			
1			11:05:47.201
2	1:05:33.552		12:11:20.753
3	1:15:58.291	+10:24.739	13:27:19.044
4	1:24:40.944	+19:07.392	14:51:59.988
5	1:17:08.293	+11:34.741	16:09:08.281
Best Tm: 1:05:33.552			
(408) Who Dat Ninja?			
Kris Kjellquist			
1			11:02:34.349
Best Tm:			
Ariane Kjellquist			
2	1:14:39.773	+5:31.862	12:17:14.122
Best Tm: 1:14:39.773			
Kris Kjellquist			
3	1:09:07.911		13:26:22.033
Best Tm: 1:09:07.911			
Ariane Kjellquist			
4	1:27:14.531	+18:06.620	14:53:36.564
Best Tm: 1:27:14.531			
Kris Kjellquist			
5	1:16:24.055	+7:16.144	16:10:00.619
Best Tm: 1:16:24.055			
(463) The Soil Samplers			
Russell Newton			
1			11:04:43.897
Best Tm:			
Eric Bihl			
2	1:12:36.658		12:17:20.555
Best Tm: 1:12:36.658			
Russell Newton			
3	1:13:31.834	+55.176	13:30:52.389
Best Tm: 1:13:31.834			
Eric Bihl			
4	1:21:00.993	+8:24.335	14:51:53.382
Best Tm: 1:21:00.993			
Russell Newton			

6 Hrs of Warrior Creek

All Categories

Wilkesboro, NC 11.800 Miles

6 Hrs of Warrior Creek

4/3/2010 01:03 PM

Race started at 9:59:30

Lap	Lap Tm	Diff	Time of Day
5	1:21:11.470	+8:34.812	16:13:04.852
Best Tm: 1:21:11.470			

(159) Eric Davis

1			11:01:45.420
2	1:11:18.209		12:13:03.629
3	1:19:14.379	+7:56.170	13:32:18.008
4	1:21:28.021	+10:09.812	14:53:46.029
5	1:19:22.606	+8:04.397	16:13:08.635
Best Tm: 1:11:18.209			

(35) Joel Watson

1			11:05:46.451
2	1:08:49.850		12:14:36.301
3	1:13:41.656	+4:51.806	13:28:17.957
4	1:19:10.532	+10:20.682	14:47:28.489
5	1:26:11.504	+17:21.654	16:13:39.993
Best Tm: 1:08:49.850			

(13) Robert Clifford

1			10:59:01.440
2	1:09:33.745		12:08:35.185
3	1:19:02.455	+9:28.710	13:27:37.640
4	1:23:09.658	+13:35.913	14:50:47.298
5	1:25:16.530	+15:42.785	16:16:03.828
Best Tm: 1:09:33.745			

(439) Inglorious Basterds

Nathan Mullins

1			11:04:50.824
Best Tm:			

Nick Guglielmi

2	1:10:00.913		12:14:51.737
Best Tm: 1:10:00.913			

Nathan Mullins

3	1:12:54.463	+2:53.550	13:27:46.200
Best Tm: 1:12:54.463			

Nick Guglielmi

4	1:23:56.621	+13:55.708	14:51:42.821
Best Tm: 1:23:56.621			

Nathan Mullins

5	1:24:21.595	+14:20.682	16:16:04.416
Best Tm: 1:24:21.595			

(57) Cassandra Perkins

1			11:02:58.237
2	1:08:19.663		12:11:17.900
3	1:15:44.122	+7:24.459	13:27:02.022
4	1:28:55.310	+20:35.647	14:55:57.332
5	1:21:23.243	+13:03.580	16:17:20.575
Best Tm: 1:08:19.663			

(89) Samuel Hollingsworth

1			11:06:46.133
2	1:10:44.529		12:17:30.662
3	1:15:53.239	+5:08.710	13:33:23.901
4	1:23:24.061	+12:39.532	14:56:47.962
5	1:21:28.532	+10:44.003	16:18:16.494
Best Tm: 1:10:44.529			

(50) Libby Fly

1			11:04:40.779
2	1:13:47.718		12:18:28.497
3	1:17:50.883	+4:03.165	13:36:19.380
4	1:21:38.816	+7:51.098	14:57:58.196
5	1:21:52.949	+8:05.231	16:19:51.145
Best Tm: 1:13:47.718			

(451) Skeleton Crew Racing

Robert Niemeyer

1			11:08:44.617
Best Tm:			

Ryan Freeman

2	1:07:52.968		12:16:37.585
Best Tm: 1:07:52.968			

Robert Niemeyer

3	1:21:17.038	+13:24.070	13:37:54.623
Best Tm: 1:21:17.038			

Ryan Freeman

4	1:12:19.619	+4:26.651	14:50:14.242
5	1:30:14.275	+22:21.307	16:20:28.517
Best Tm: 1:12:19.619			

(137) Steve Burtis

1			11:22:17.642
2	1:06:49.143		12:29:06.785
3	1:11:06.941	+4:17.798	13:40:13.726
4	1:17:12.828	+10:23.685	14:57:26.554
5	1:23:08.563	+16:19.420	16:20:35.117
Best Tm: 1:06:49.143			

(12) Jon Cartwright

1			11:08:48.793
2	1:11:40.857		12:20:29.650
3	1:12:54.279	+1:13.422	13:33:23.929
4	1:24:35.766	+12:54.909	14:57:59.695
5	1:22:44.118	+11:03.261	16:20:43.813
Best Tm: 1:11:40.857			

(136) Matthew Bruner

1			11:00:45.852
2	1:05:06.877		12:05:52.729
3	1:12:44.943	+7:38.066	13:18:37.672
4	1:24:45.805	+19:38.928	14:43:23.477

Lap	Lap Tm	Diff	Time of Day
5	1:39:27.069	+34:20.192	16:22:50.546
Best Tm: 1:05:06.877			

(461) Team SaddleBlock

Bret Stanger

1			11:06:54.989
Best Tm:			

Ray Braquet

2	1:20:51.929	+10:29.467	12:27:46.918
Best Tm: 1:20:51.929			

Bret Stanger

3	1:10:22.462		13:38:09.380
Best Tm: 1:10:22.462			

Ray Braquet

4	1:22:58.996	+12:36.534	15:01:08.376
Best Tm: 1:22:58.996			

Bret Stanger

5	1:22:27.564	+12:05.102	16:23:35.940
Best Tm: 1:22:27.564			

(469) Back To Dirt Development/Inland Construction

Byron Rice

1			11:00:51.900
Best Tm:			

Mulloy Manning

2	1:26:33.599	+13:32.729	12:27:25.499
Best Tm: 1:26:33.599			

Byron Rice

3	1:13:00.870		13:40:26.369
Best Tm: 1:13:00.870			

Mulloy Manning

4	1:27:10.029	+14:09.159	15:07:36.398
Best Tm: 1:27:10.029			

Byron Rice

5	1:18:31.139	+5:30.269	16:26:07.537
Best Tm: 1:18:31.139			

(14) Jeff Dennison

1			11:23:44.110
2	1:11:33.258		12:35:17.368
3	1:14:15.210	+2:41.952	13:49:32.578
4	1:14:28.267	+2:55.009	15:04:00.845
5	1:22:24.977	+10:51.719	16:26:25.822
Best Tm: 1:11:33.258			

(494) Guy Sipher

1			11:04:49.943
2	1:04:50.849		12:09:40.792
3	1:20:41.885	+15:51.036	13:30:22.677

6 Hrs of Warrior Creek


All Categories

Wilkesboro, NC 11.800 Miles

6 Hrs of Warrior Creek

4/3/2010 01:03 PM

Race started at 9:59:30



Lap	Lap Tm	Diff	Time of Day
4	1:27:49.251	+22:58.402	14:58:11.928
5	1:28:59.795	+24:08.946	16:27:11.723
Best Tm: 1:04:50.849			

(228) Dave Vesper

1			10:58:40.382
2	1:06:45.219		12:05:25.601
3	1:17:04.555	+10:19.336	13:22:30.156
4	1:38:14.788	+31:29.569	15:00:44.944
5	1:27:34.051	+20:48.832	16:28:18.995
Best Tm: 1:06:45.219			

(203) Carleton Michenfelder

1			11:05:26.560
2	1:08:34.268		12:14:00.828
3	1:19:08.060	+10:33.792	13:33:08.888
4	1:22:34.640	+14:00.372	14:55:43.528
5	1:33:20.675	+24:46.407	16:29:04.203
Best Tm: 1:08:34.268			

(414) C Squared

Cathi Mowery			
1			11:11:27.422
Best Tm:			
Cathie Docherty			
2	1:13:54.339		12:25:21.761
Best Tm: 1:13:54.339			
Cathi Mowery			
3	1:16:50.644	+2:56.305	13:42:12.405
Best Tm: 1:16:50.644			
Cathie Docherty			
4	1:27:43.345	+13:49.006	15:09:55.750
Best Tm: 1:27:43.345			
Cathi Mowery			
5	1:19:48.869	+5:54.530	16:29:44.619
Best Tm: 1:19:48.869			

(464) Travel Trailer

Kevin Jacobson			
1			11:09:01.905
Best Tm:			
Conrad Surratt			
2	1:19:04.022	+3:16.002	12:28:05.927
Best Tm: 1:19:04.022			
Kevin Jacobson			
3	1:15:48.020		13:43:53.947
Best Tm: 1:15:48.020			
Conrad Surratt			
4	1:26:20.663	+10:32.643	15:10:14.610
Best Tm: 1:26:20.663			

Lap	Lap Tm	Diff	Time of Day
Kevin Jacobson			
5	1:20:23.740	+4:35.720	16:30:38.350
Best Tm: 1:20:23.740			

(448) Skeleton Crew

Dan Allen			
1			11:02:22.798
Best Tm:			
David Harlowe			
2	1:40:05.825	+32:17.999	12:42:28.623
Best Tm: 1:40:05.825			

Dan Allen			
3	1:09:55.133	+2:07.307	13:52:23.756
Best Tm: 1:09:55.133			
David Harlowe			
4	1:31:32.178	+23:44.352	15:23:55.934
Best Tm: 1:31:32.178			

Dan Allen			
5	1:07:47.826		16:31:43.760
Best Tm: 1:07:47.826			

(423) ASU

Clinton Marsh			
1			11:04:44.165
Best Tm:			
John Townsend			
2	1:28:33.319	+21:40.516	12:33:17.484
Best Tm: 1:28:33.319			

Clinton Marsh			
3	1:06:52.803		13:40:10.287
Best Tm: 1:06:52.803			

John Townsend			
4	1:40:09.095	+33:16.292	15:20:19.382
Best Tm: 1:40:09.095			

Clinton Marsh			
5	1:11:28.210	+4:35.407	16:31:47.592
Best Tm: 1:11:28.210			

(213) Mike Pierce

1			11:05:12.449
2	1:17:48.286	+5.683	12:23:00.735
3	1:31:56.594	+14:13.991	13:54:57.329
4	1:19:28.816	+1:46.213	15:14:26.145
5	1:17:42.603		16:32:08.748
Best Tm: 1:17:42.603			

(171) Daniel Goehring

1			11:10:45.001
---	--	--	--------------

Lap	Lap Tm	Diff	Time of Day
2	1:05:00.909		12:15:45.910
3	1:11:40.270	+6:39.361	13:27:26.180
4	1:46:38.709	+41:37.800	15:14:04.889
5	1:18:57.856	+13:56.947	16:33:02.745
Best Tm: 1:05:00.909			

(225) Katsuhiko Tanda

1			11:02:16.873
2	1:15:56.690		12:18:13.563
3	1:25:31.689	+9:34.999	13:43:45.252
4	1:28:54.926	+12:58.236	15:12:40.178
5	1:20:48.833	+4:52.143	16:33:29.011
Best Tm: 1:15:56.690			

(184) Patrick Hurley

1			10:54:14.722
2	1:00:35.923		11:54:50.645
3	1:09:53.059	+9:17.136	13:04:43.704
4	1:29:10.796	+28:34.873	14:33:54.500
5	1:59:39.478	+59:03.555	16:33:33.978
Best Tm: 1:00:35.923			

(431) Doug and Corey

Douglas Duvall			
1			11:16:56.797
Best Tm:			
Mike Albert			
2	1:12:13.341		12:29:10.138
Best Tm: 1:12:13.341			
Douglas Duvall			
3	1:24:14.935	+12:01.594	13:53:25.073
Best Tm: 1:24:14.935			
Mike Albert			
4	1:21:12.285	+8:58.944	15:14:37.358
Best Tm: 1:21:12.285			
Douglas Duvall			
5	1:19:42.700	+7:29.359	16:34:20.058
Best Tm: 1:19:42.700			

(7) Shanna Powell

1			11:04:35.005
2	1:13:27.362		12:18:02.367
3	1:21:15.673	+7:48.311	13:39:18.040
4	1:27:29.898	+14:02.536	15:06:47.938
5	1:28:03.001	+14:35.639	16:34:50.939
Best Tm: 1:13:27.362			

(174) Joseph Grimes

1			10:58:11.188
2	1:08:41.896		12:06:53.084
3	1:19:53.535	+11:11.639	13:26:46.619
4	1:39:18.669	+30:36.773	15:06:05.288

6 Hrs of Warrior Creek


All Categories

Wilkesboro, NC 11.800 Miles

6 Hrs of Warrior Creek

4/3/2010 01:03 PM

Race started at 9:59:30



Lap	Lap Tm	Diff	Time of Day
5	1:29:53.231	+21:11.335	16:35:58.519
Best Tm: 1:08:41.896			

(169) Cameron Fraser

1			11:05:39.191
2	1:13:34.938		12:19:14.129
3	1:17:21.428	+3:46.490	13:36:35.557
4	1:27:50.010	+14:15.072	15:04:25.567
5	1:31:40.000	+18:05.062	16:36:05.567
Best Tm: 1:13:34.938			

(96) Gregory Kiziah

1			11:06:44.805
2	1:18:10.078		12:24:54.883
3	1:20:22.862	+2:12.784	13:45:17.745
4	1:25:45.906	+7:35.828	15:11:03.651
5	1:27:04.324	+8:54.246	16:38:07.975
Best Tm: 1:18:10.078			

(74) Wade Carroll

1			11:04:22.660
2	1:12:03.233		12:16:25.893
3	1:20:59.983	+8:56.750	13:37:25.876
4	1:31:52.781	+19:49.548	15:09:18.657
5	1:29:46.956	+17:43.723	16:39:05.613
Best Tm: 1:12:03.233			

(92) William Kesler

1			10:57:56.456
2	1:06:33.260		12:04:29.716
3	1:14:58.845	+8:25.585	13:19:28.561
4	1:30:02.174	+23:28.914	14:49:30.735
5	1:50:17.523	+43:44.263	16:39:48.258
Best Tm: 1:06:33.260			

(180) Daniel Hemp

1			11:06:00.545
2	1:08:57.919		12:14:58.464
3	1:16:42.325	+7:44.406	13:31:40.789
4	1:38:13.883	+29:15.964	15:09:54.672
5	1:31:29.790	+22:31.871	16:41:24.462
Best Tm: 1:08:57.919			

(124) Jimmy Vitelli

1			10:57:11.395
2	1:17:43.813		12:14:55.208
3	1:39:12.195	+21:28.382	13:54:07.403
4	1:26:42.393	+8:58.580	15:20:49.796
5	1:20:35.811	+2:51.998	16:41:25.607
Best Tm: 1:17:43.813			

(30) James Shelton

1			10:53:06.190
2	58:28.610		11:51:34.800

Lap	Lap Tm	Diff	Time of Day
3	2:15:18.327	-1:16:49.717	14:06:53.127
4	1:11:00.765	+12:32.155	15:17:53.892
5	1:23:32.206	+25:03.596	16:41:26.098
Best Tm: 58:28.610			

(436) Fire 'N' Ice

Jimmy Forester			
1			11:12:59.736
Best Tm:			
Jeff Battle			
2	1:21:17.434	+4:44.018	12:34:17.170
Best Tm: 1:21:17.434			

Jimmy Forester			
3	1:16:33.416		13:50:50.586
Best Tm: 1:16:33.416			
Jeff Battle			
4	1:26:54.426	+10:21.010	15:17:45.012
Best Tm: 1:26:54.426			

Jimmy Forester			
5	1:24:51.967	+8:18.551	16:42:36.979
Best Tm: 1:24:51.967			

(37) Layla Billowitz

1			11:09:50.340
2	1:14:59.105		12:24:49.445
3	1:21:31.687	+6:32.582	13:46:21.132
4	1:28:32.808	+13:33.703	15:14:53.940
5	1:29:26.798	+14:27.693	16:44:20.738
Best Tm: 1:14:59.105			

(25) Daniel Lenis

1			10:57:15.020
2	1:03:46.564		12:01:01.584
3	1:14:39.983	+10:53.419	13:15:41.567
4	1:35:41.230	+31:54.666	14:51:22.797
5	2:00:31.385	+56:44.821	16:51:54.182
Best Tm: 1:03:46.564			

(86) David Hall

1			11:10:40.771
2	1:15:52.453		12:26:33.224
3	1:23:39.441	+7:46.988	13:50:12.665
4	1:27:40.949	+11:48.496	15:17:53.614
5	1:34:55.181	+19:02.728	16:52:48.795
Best Tm: 1:15:52.453			

(97) Perry Lee

1			11:01:01.653
2	1:08:39.900		12:09:41.553
3	1:51:00.798	+42:20.898	14:00:42.351
4	1:19:30.557	+10:50.657	15:20:12.908
5	1:33:01.634	+24:21.734	16:53:14.542

Lap	Lap Tm	Diff	Time of Day
Best Tm: 1:08:39.900			

(59) Caroline Stahlschmidt

1			11:09:16.771
2	1:16:41.352		12:25:58.123
3	1:24:51.939	+8:10.587	13:50:50.062
4	1:32:08.391	+15:27.039	15:22:58.453
5	1:35:34.303	+18:52.951	16:58:32.756
Best Tm: 1:16:41.352			

(28) Ian Smith

1			10:51:46.463
2	57:13.651		11:49:00.114
3	1:00:40.082	+3:26.431	12:49:40.196
4	1:08:15.729	+11:02.078	13:57:55.925
Best Tm: 57:13.651			

(208) Aaron Oakes

1			10:50:24.873
2	53:58.403		11:44:23.276
3	58:57.448	+4:59.045	12:43:20.724
4	1:16:56.404	+22:58.001	14:00:17.128
Best Tm: 53:58.403			

(218) Matt Shanly

1			11:02:35.573
2	1:04:00.971		12:06:36.544
3	1:10:29.292	+6:28.321	13:17:05.836
4	1:16:51.199	+12:50.228	14:33:57.035
Best Tm: 1:04:00.971			

(442) Magic Cycles/Shimano

Mike Boone			
1			11:14:55.250
Best Tm:			
Ashley Moore			
2	1:04:36.681		12:19:31.931
Best Tm: 1:04:36.681			

Mike Boone			
3	1:16:12.359	+11:35.678	13:35:44.290
Best Tm: 1:16:12.359			
Ashley Moore			
4	1:05:40.407	+1:03.726	14:41:24.697
Best Tm: 1:05:40.407			

(131) Chris Behrmann

1			10:58:33.483
2	1:04:38.926		12:03:12.409
3	1:14:53.348	+10:14.422	13:18:05.757
4	1:29:02.553	+24:23.627	14:47:08.310
Best Tm: 1:04:38.926			

6 Hrs of Warrior Creek

All Categories

Wilkesboro, NC 11.800 Miles

6 Hrs of Warrior Creek

4/3/2010 01:03 PM

Race started at 9:59:30

Lap	Lap Tm	Diff	Time of Day
(239) Scott George			
1			11:06:48.016
2	1:08:37.528		12:15:25.544
3	1:12:19.225	+3:41.697	13:27:44.769
4	1:24:21.735	+15:44.207	14:52:06.504
Best Tm: 1:08:37.528			

Lap	Lap Tm	Diff	Time of Day
(175) Thad Haines			
1			11:07:13.571
2	1:08:55.623		12:16:09.194
3	1:17:00.634	+8:05.011	13:33:09.828
4	1:23:02.454	+14:06.831	14:56:12.282
Best Tm: 1:08:55.623			

Lap	Lap Tm	Diff	Time of Day
(192) Brent Lester			
1			10:59:56.032
2	1:08:52.869		12:08:48.901
3	1:19:01.892	+10:09.023	13:27:50.793
4	1:32:22.627	+23:29.758	15:00:13.420
Best Tm: 1:08:52.869			

Lap	Lap Tm	Diff	Time of Day
(433) Eustice			
Lee Roger			
1			11:07:41.052
Best Tm:			
Ben Eustice			
2	1:14:53.761		12:22:34.813
Best Tm: 1:14:53.761			
Lee Roger			
3	1:17:37.569	+2:43.808	13:40:12.382
Best Tm: 1:17:37.569			
Ben Eustice			
4	1:20:15.273	+5:21.512	15:00:27.655
Best Tm: 1:20:15.273			

Lap	Lap Tm	Diff	Time of Day
(11) Jon Carmack			
1			11:08:25.499
2	1:10:06.972		12:18:32.471
3	1:17:15.487	+7:08.515	13:35:47.958
4	1:26:21.751	+16:14.779	15:02:09.709
Best Tm: 1:10:06.972			

Lap	Lap Tm	Diff	Time of Day
(67) Terry Blakely			
1			11:06:47.639
2	1:11:42.442		12:18:30.081
3	1:17:59.378	+6:16.936	13:36:29.459
4	1:26:14.781	+14:32.339	15:02:44.240
Best Tm: 1:11:42.442			

Lap	Lap Tm	Diff	Time of Day
(115) Warren Schimizzi			
1			10:58:26.872

Lap	Lap Tm	Diff	Time of Day
2	1:08:07.346		12:06:34.218
3	1:23:13.974	+15:06.628	13:29:48.192
4	1:38:28.324	+30:20.978	15:08:16.516
Best Tm: 1:08:07.346			

Lap	Lap Tm	Diff	Time of Day
(415) Toy Hammer Cycles			
Stacy Drew			
1			11:17:41.546
Best Tm:			
Angela Tabor			
2	1:18:04.070	+12:36.788	12:35:45.616
Best Tm: 1:18:04.070			
Stacy Drew			
3	1:27:55.474	+22:28.192	14:03:41.090
4	1:05:27.282		15:09:08.372
Best Tm: 1:05:27.282			

Lap	Lap Tm	Diff	Time of Day
(85) John Griffin			
1			10:58:13.724
2	1:06:18.116		12:04:31.840
3	1:21:48.722	+15:30.606	13:26:20.562
4	1:47:00.276	+40:42.160	15:13:20.838
Best Tm: 1:06:18.116			

Lap	Lap Tm	Diff	Time of Day
(69) Beau Bethel			
1			11:10:46.025
2	1:15:17.968		12:26:03.993
3	1:25:13.576	+9:55.608	13:51:17.569
4	1:26:27.576	+11:09.608	15:17:45.145
Best Tm: 1:15:17.968			

Lap	Lap Tm	Diff	Time of Day
(83) Joe Finch			
1			11:11:28.890
2	1:17:03.907		12:28:32.797
3	1:24:30.737	+7:26.830	13:53:03.534
4	1:25:28.098	+8:24.191	15:18:31.632
Best Tm: 1:17:03.907			

Lap	Lap Tm	Diff	Time of Day
(177) Davy Hazlegrove			
1			11:08:23.833
2	1:17:24.838		12:25:48.671
3	1:28:14.316	+10:49.478	13:54:02.987
4	1:29:51.820	+12:26.982	15:23:54.807
Best Tm: 1:17:24.838			

Lap	Lap Tm	Diff	Time of Day
(460) Team Deere			
David Deere			
1			11:04:30.888
Best Tm:			
Ira Deere			
2	1:26:19.254	+21:28.715	12:30:50.142
Best Tm: 1:26:19.254			

Lap	Lap Tm	Diff	Time of Day
David Deere			
3	1:04:50.539		13:35:40.681
Best Tm: 1:04:50.539			
Ira Deere			
4	1:49:46.853	+44:56.314	15:25:27.534
Best Tm: 1:49:46.853			

Lap	Lap Tm	Diff	Time of Day
(31) Zachary Slaybaugh			
1			11:04:48.039
2	1:11:30.871		12:16:18.910
3	1:26:40.518	+15:09.647	13:42:59.428
4	1:45:31.533	+34:00.662	15:28:30.961
Best Tm: 1:11:30.871			

Lap	Lap Tm	Diff	Time of Day
(447) Scabs and Scars			
Art Hollis			
1			11:16:52.352
Best Tm:			
Charles Schneider			
2	1:17:40.370		12:34:32.722
Best Tm: 1:17:40.370			
Art Hollis			
3	1:30:00.194	+12:19.824	14:04:32.916
Best Tm: 1:30:00.194			
Charles Schneider			
4	1:24:24.192	+6:43.822	15:28:57.108
Best Tm: 1:24:24.192			

Lap	Lap Tm	Diff	Time of Day
(147) Tony Combs			
1			11:04:26.380
2	1:17:14.047		12:21:40.427
3	1:31:15.448	+14:01.401	13:52:55.875
4	1:36:08.371	+18:54.324	15:29:04.246
Best Tm: 1:17:14.047			

Lap	Lap Tm	Diff	Time of Day
(51) Laura Gleason			
1			11:10:44.048
2	1:25:42.210	+1:39.406	12:36:26.258
3	1:24:02.804		14:00:29.062
4	1:30:12.878	+6:10.074	15:30:41.940
Best Tm: 1:24:02.804			

Lap	Lap Tm	Diff	Time of Day
(195) Eric Marland			
1			10:51:14.795
2	56:25.534		11:47:40.329
3	1:04:08.249	+7:42.715	12:51:48.578
4	2:39:43.469	-1:43:17.935	15:31:32.047
Best Tm: 56:25.534			

Lap	Lap Tm	Diff	Time of Day
(88) Quinn Hershberger			

6 Hrs of Warrior Creek

All Categories

Wilkesboro, NC 11.800 Miles

6 Hrs of Warrior Creek

4/3/2010 01:03 PM

Race started at 9:59:30

Lap	Lap Tm	Diff	Time of Day
1			11:04:14.890
2	1:18:38.459		12:22:53.349
3	1:29:10.743	+10:32.284	13:52:04.092
4	1:40:52.558	+22:14.099	15:32:56.650
Best Tm: 1:18:38.459			

(202) Brian Michaud

1			11:04:42.550
2	1:18:16.508		12:22:59.058
3	1:30:51.685	+12:35.177	13:53:50.743
4	1:39:46.423	+21:29.915	15:33:37.166
Best Tm: 1:18:16.508			

(101) Phillip Love

1			11:13:48.125
2	1:21:47.473		12:35:35.598
3	1:28:06.698	+6:19.225	14:03:42.296
4	1:29:56.032	+8:08.559	15:33:38.328
Best Tm: 1:21:47.473			

(411) A2

Andy Mullins			
1			11:23:03.423
Best Tm:			
Abby O'Hare			
2	1:20:18.641		12:43:22.064
Best Tm: 1:20:18.641			
Andy Mullins			
3	1:24:01.932	+3:43.291	14:07:23.996
Best Tm: 1:24:01.932			
Abby O'Hare			
4	1:28:54.459	+8:35.818	15:36:18.455
Best Tm: 1:28:54.459			

(110) Robert Pugh

1			10:59:52.311
2	1:11:37.428		12:11:29.739
3	1:18:18.068	+6:40.640	13:29:47.807
4	2:07:09.905	+55:32.477	15:36:57.712
Best Tm: 1:11:37.428			

(496) Chris Coulter

1			11:12:29.275
2	1:22:38.789		12:35:08.064
3	1:29:44.668	+7:05.879	14:04:52.732
4	1:32:22.298	+9:43.509	15:37:15.030
Best Tm: 1:22:38.789			

(55) Ruthie Myers

1			11:17:42.345
2	1:20:22.897		12:38:05.242
3	1:28:12.636	+7:49.739	14:06:17.878

4	1:31:15.405	+10:52.508	15:37:33.283
Best Tm: 1:20:22.897			

(215) Brad Reed

1			11:05:50.000
2	1:17:25.704		12:23:15.704
3	1:26:49.077	+9:23.373	13:50:04.781
4	1:47:39.706	+30:14.002	15:37:44.487
Best Tm: 1:17:25.704			

(406) Mons Pubis

Shanan Fitts			
1			11:19:25.162
Best Tm:			
Jeff Newman			
2	1:17:54.072		12:37:19.234
Best Tm: 1:17:54.072			

Shanan Fitts			
3	1:31:15.689	+13:21.617	14:08:34.923
Best Tm: 1:31:15.689			
Jeff Newman			
4	1:30:28.525	+12:34.453	15:39:03.448
Best Tm: 1:30:28.525			

(152) Wes Davidson

1			11:05:13.460
2	1:14:50.702		12:20:04.162
3	1:34:53.038	+20:02.336	13:54:57.200
4	1:44:54.826	+30:04.124	15:39:52.026
Best Tm: 1:14:50.702			

(191) Jason Leonard

1			11:13:34.746
2	1:26:49.711		12:40:24.457
3	1:31:57.941	+5:08.230	14:12:22.398
4	1:28:26.404	+1:36.693	15:40:48.802
Best Tm: 1:26:49.711			

(178) Sean Heath

1			11:13:04.814
2	1:16:13.567		12:29:18.381
3	1:28:36.425	+12:22.858	13:57:54.806
4	1:43:07.372	+26:53.805	15:41:02.178
Best Tm: 1:16:13.567			

(112) Howard Rhyne

1			11:05:45.445
2	1:13:46.794		12:19:32.239
3	1:33:39.491	+19:52.697	13:53:11.730
4	1:49:42.987	+35:56.193	15:42:54.717
Best Tm: 1:13:46.794			

Lap	Lap Tm	Diff	Time of Day
-----	--------	------	-------------

(441) Loose Spokes

Daniel Burress			
1			11:21:07.791
Best Tm:			

Oscar Santos			
2	1:16:12.038		12:37:19.829
Best Tm: 1:16:12.038			

Daniel Burress			
3	1:31:18.472	+15:06.434	14:08:38.301
Best Tm: 1:31:18.472			

Oscar Santos			
4	1:34:53.202	+18:41.164	15:43:31.503
Best Tm: 1:34:53.202			

(100) Stephen Lonagan

1			11:12:59.322
2	1:22:08.200		12:35:07.522
3	1:26:31.066	+4:22.866	14:01:38.588
4	1:41:56.112	+19:47.912	15:43:34.700
Best Tm: 1:22:08.200			

(204) Brandon Moore

1			11:07:41.086
2	1:23:32.559		12:31:13.645
3	1:34:07.307	+10:34.748	14:05:20.952
4	1:38:46.121	+15:13.562	15:44:07.073
Best Tm: 1:23:32.559			

(132) Patrick Bleffer

1			11:09:11.336
2	1:12:51.238		12:22:02.574
3	1:31:44.276	+18:53.038	13:53:46.850
4	1:51:19.071	+38:27.833	15:45:05.921
Best Tm: 1:12:51.238			

(224) Brad Stone

1			11:09:19.825
2	1:20:21.265		12:29:41.090
3	1:40:13.754	+19:52.489	14:09:54.844
4	1:37:05.761	+16:44.496	15:47:00.605
Best Tm: 1:20:21.265			

(219) Jeffrey Sheehan

1			11:04:58.203
2	1:22:18.791		12:27:16.994
3	1:38:54.787	+16:35.996	14:06:11.781
4	1:42:22.995	+20:04.204	15:48:34.776
Best Tm: 1:22:18.791			

(405) EC MTB

Ethan King			
-------------------	--	--	--

6 Hrs of Warrior Creek


All Categories

Wilkesboro, NC 11.800 Miles

6 Hrs of Warrior Creek

4/3/2010 01:03 PM

Race started at 9:59:30



Lap	Lap Tm	Diff	Time of Day
1			11:11:23.219
Best Tm:			
Edith Higgins			
2	1:35:51.924	+20:59.248	12:47:15.143
Best Tm: 1:35:51.924			
Ethan King			
3	1:14:52.676		14:02:07.819
Best Tm: 1:14:52.676			
Edith Higgins			
4	1:47:34.166	+32:41.490	15:49:41.985
Best Tm: 1:47:34.166			
(40) Mike Brown			
1			11:09:20.314
2	1:20:02.327		12:29:22.641
3	1:38:37.541	+18:35.214	14:08:00.182
4	1:41:44.019	+21:41.692	15:49:44.201
Best Tm: 1:20:02.327			
(438) Inertia			
Mark Henninger			
1			11:05:58.080
Best Tm:			
Derrick Kruse			
2	1:38:16.967	+27:42.810	12:44:15.047
Best Tm: 1:38:16.967			
Mark Henninger			
3	1:10:34.157		13:54:49.204
Best Tm: 1:10:34.157			
Derrick Kruse			
4	1:55:16.753	+44:42.596	15:50:05.957
Best Tm: 1:55:16.753			
(61) Hope Ann Walsh			
1			11:08:18.848
2	1:25:29.733		12:33:48.581
3	1:38:53.561	+13:23.828	14:12:42.142
4	1:37:37.762	+12:08.029	15:50:19.904
Best Tm: 1:25:29.733			
(111) Scott Ramsey			
1			11:03:52.932
2	1:14:15.679		12:18:08.611
3	1:37:59.876	+23:44.197	13:56:08.487
4	1:54:22.975	+40:07.296	15:50:31.462
Best Tm: 1:14:15.679			
(432) Elk Valley Properties			
Matt Lambert			
1			11:28:56.680

Lap	Lap Tm	Diff	Time of Day
Best Tm:			
Steve Lambert			
2	1:10:51.695		12:39:48.375
Best Tm: 1:10:51.695			
Matt Lambert			
3	1:58:14.112	+47:22.417	14:38:02.487
Best Tm: 1:58:14.112			
Steve Lambert			
4	1:13:11.635	+2:19.940	15:51:14.122
Best Tm: 1:13:11.635			
(38) Anne Bringuier			
1			11:16:07.151
2	1:26:00.754		12:42:07.905
3	1:37:23.766	+11:23.012	14:19:31.671
4	1:36:00.392	+9:59.638	15:55:32.063
Best Tm: 1:26:00.754			
(123) Randall Tuttle			
1			11:11:36.921
2	1:16:13.344		12:27:50.265
3	1:24:31.928	+8:18.584	13:52:22.193
4	2:03:10.658	+46:57.314	15:55:32.851
Best Tm: 1:16:13.344			
(113) Michael Ritter			
1			11:15:00.049
2	1:22:51.474		12:37:51.523
3	1:31:35.910	+8:44.436	14:09:27.433
4	1:47:18.118	+24:26.644	15:56:45.551
Best Tm: 1:22:51.474			
(44) Alison Rhyme			
1			11:16:14.424
2	1:28:04.784		12:44:19.208
3	1:35:53.448	+7:48.664	14:20:12.656
4	1:36:56.965	+8:52.181	15:57:09.621
Best Tm: 1:28:04.784			
(154) Earl Davis			
1			11:11:11.725
2	1:20:01.005		12:31:12.730
3	1:40:25.577	+20:24.572	14:11:38.307
4	1:46:04.129	+26:03.124	15:57:42.436
Best Tm: 1:20:01.005			
(186) Stephen Janes			
1			11:14:22.790
2	1:26:12.758		12:40:35.548
3	1:33:30.197	+7:17.439	14:14:05.745
4	1:46:45.357	+20:32.599	16:00:51.102
Best Tm: 1:26:12.758			

Lap	Lap Tm	Diff	Time of Day
(418) Forever Young			
Melissa Magann			
1			11:19:25.802
Best Tm:			
Arleigh Jenkins			
2	1:30:04.451	+8:18.465	12:49:30.253
Best Tm: 1:30:04.451			
Melissa Magann			
3	1:21:45.986		14:11:16.239
Best Tm: 1:21:45.986			
Arleigh Jenkins			
4	1:53:09.077	+31:23.091	16:04:25.316
Best Tm: 1:53:09.077			
(197) Andrew Martin			
1			11:03:47.467
2	1:15:42.868		12:19:30.335
3	1:36:59.539	+21:16.671	13:56:29.874
4	2:08:39.402	+52:56.534	16:05:09.276
Best Tm: 1:15:42.868			
(211) Daniel Ortiz			
1			10:58:54.736
2	1:12:48.167		12:11:42.903
3	1:46:43.147	+33:54.980	13:58:26.050
4	2:07:37.857	+54:49.690	16:06:03.907
Best Tm: 1:12:48.167			
(4) Sherry George			
1			11:20:26.292
2	1:25:09.975		12:45:36.267
3	1:44:31.342	+19:21.367	14:30:07.609
4	1:37:10.803	+12:00.828	16:07:18.412
Best Tm: 1:25:09.975			
(166) Jonathan Finch			
1			11:12:21.960
2	1:28:43.918		12:41:05.878
3	1:41:30.296	+12:46.378	14:22:36.174
4	1:45:12.200	+16:28.282	16:07:48.374
Best Tm: 1:28:43.918			
(234) Donald Butler			
1			11:09:17.625
2	1:32:11.391		12:41:29.016
3	1:39:14.409	+7:03.018	14:20:43.425
4	1:47:14.898	+15:03.507	16:07:58.323
Best Tm: 1:32:11.391			
(183) Dwayne Hunter			

6 Hrs of Warrior Creek


All Categories

Wilkesboro, NC 11.800 Miles

6 Hrs of Warrior Creek

4/3/2010 01:03 PM

Race started at 9:59:30



Lap	Lap Tm	Diff	Time of Day
1			11:05:10.235
2	1:24:09.971		12:29:20.206
3	1:32:35.329	+8:25.358	14:01:55.535
4	2:06:39.653	+42:29.682	16:08:35.188
Best Tm: 1:24:09.971			
<hr/>			
(181) John Hendershot			
1			11:10:12.882
2	1:21:34.939		12:31:47.821
3	1:43:44.601	+22:09.662	14:15:32.422
4	1:54:02.178	+32:27.239	16:09:34.600
Best Tm: 1:21:34.939			
<hr/>			
(422) It's About Time			
Sumner Smith			
1			11:15:23.925
Best Tm:			
<hr/>			
Emmie Fairhead			
2	1:27:31.333	+6:36.564	12:42:55.258
Best Tm: 1:27:31.333			
<hr/>			
Sumner Smith			
3	1:20:54.769		14:03:50.027
Best Tm: 1:20:54.769			
<hr/>			
Emmie Fairhead			
4	2:07:24.192	+46:29.423	16:11:14.219
Best Tm: 2:07:24.192			
<hr/>			
(148) Christopher Concannon			
1			11:19:28.219
2	1:22:46.292		12:42:14.511
3	1:42:10.701	+19:24.409	14:24:25.212
4	1:46:51.571	+24:05.279	16:11:16.783
Best Tm: 1:22:46.292			
<hr/>			
(162) Daniel Duncan			
1			11:13:06.501
2	1:13:00.165		12:26:06.666
3	1:51:21.721	+38:21.556	14:17:28.387
4	1:53:48.578	+40:48.413	16:11:16.965
Best Tm: 1:13:00.165			
<hr/>			
(49) Crystal Dellinger			
1			11:10:36.229
2	1:26:49.564		12:37:25.793
3	1:39:02.440	+12:12.876	14:16:28.233
4	1:56:06.206	+29:16.642	16:12:34.439
Best Tm: 1:26:49.564			
<hr/>			
(231) Eric Wondergem			
1			11:20:27.918
2	1:22:30.018		12:42:57.936
3	1:38:49.909	+16:19.891	14:21:47.845

Lap	Lap Tm	Diff	Time of Day
4	1:51:25.016	+28:54.998	16:13:12.861
Best Tm: 1:22:30.018			
<hr/>			
(155) Aaron Dawson			
1			11:02:27.309
2	1:15:47.436		12:18:14.745
3	1:44:20.052	+28:32.616	14:02:34.797
4	2:12:21.605	+56:34.169	16:14:56.402
Best Tm: 1:15:47.436			
<hr/>			
(75) Russell Clarke			
1			11:17:50.220
2	1:30:10.386		12:48:00.606
3	1:40:15.399	+10:05.013	14:28:16.005
4	1:51:18.498	+21:08.112	16:19:34.503
Best Tm: 1:30:10.386			
<hr/>			
(53) Kelly Hazlegrove			
1			11:17:13.180
2	1:28:14.926		12:45:28.106
3	1:55:11.478	+26:56.552	14:40:39.584
4	1:39:12.322	+10:57.396	16:19:51.906
Best Tm: 1:28:14.926			
<hr/>			
(135) Will Brown			
1			11:15:06.000
2	1:28:14.405		12:43:20.405
3	1:40:25.679	+12:11.274	14:23:46.084
4	1:58:10.004	+29:55.599	16:21:56.088
Best Tm: 1:28:14.405			
<hr/>			
(409) Cycletherapy			
Leah Mabry			
1			11:12:06.518
Best Tm:			
<hr/>			
Jim Smalley			
2	1:36:28.568	+17:17.073	12:48:35.086
Best Tm: 1:36:28.568			
<hr/>			
Leah Mabry			
3	1:19:11.495		14:07:46.581
Best Tm: 1:19:11.495			
<hr/>			
Jim Smalley			
4	2:15:40.735	+56:29.240	16:23:27.316
Best Tm: 2:15:40.735			
<hr/>			
(201) Mike Mefford			
1			11:20:30.278
2	1:24:16.512		12:44:46.790
3	1:44:28.996	+20:12.484	14:29:15.786
4	1:58:26.520	+34:10.008	16:27:42.306
Best Tm: 1:24:16.512			

Lap	Lap Tm	Diff	Time of Day
(46) Sharon Brown			
1			11:16:45.649
2	1:31:36.305		12:48:21.954
3	1:53:31.084	+21:54.779	14:41:53.038
4	1:55:09.037	+23:32.732	16:37:02.075
Best Tm: 1:31:36.305			
<hr/>			
(3) Sophie Clyburn			
1			11:14:42.457
2	1:24:48.253		12:39:30.710
3	1:47:54.509	+23:06.256	14:27:25.219
4	2:09:42.898	+44:54.645	16:37:08.117
Best Tm: 1:24:48.253			
<hr/>			
(62) Jenny Whedbee			
1			11:15:32.912
2	1:30:16.472		12:45:49.384
3	1:53:48.766	+23:32.294	14:39:38.150
4	2:02:40.252	+32:23.780	16:42:18.402
Best Tm: 1:30:16.472			
<hr/>			
(462) The Peddlers			
Anthony Reid			
1			11:16:59.730
Best Tm:			
<hr/>			
Brian Massengill			
2	1:48:48.869	+26:56.199	13:05:48.599
Best Tm: 1:48:48.869			
<hr/>			
Anthony Reid			
3	1:21:52.670		14:27:41.269
4	2:16:57.802	+55:05.132	16:44:39.071
Best Tm: 1:21:52.670			
<hr/>			
(497) Heather Cook			
1			11:22:53.324
2	1:49:45.497	+5:16.531	13:12:38.821
3	1:51:20.879	+6:51.913	15:03:59.700
4	1:44:28.966		16:48:28.666
Best Tm: 1:44:28.966			
<hr/>			
(76) John Hennessy			
1			11:11:30.186
2	1:32:32.949		12:44:03.135
3	2:02:03.857	+29:30.908	14:46:06.992
4	2:02:26.658	+29:53.709	16:48:33.650
Best Tm: 1:32:32.949			
<hr/>			
(190) Nolan Lavoie			
1			11:10:43.375
2	1:24:30.450		12:35:13.825
3	1:54:50.125	+30:19.675	14:30:03.950
4	2:21:29.292	+56:58.842	16:51:33.242

6 Hrs of Warrior Creek

All Categories

Wilkesboro, NC 11.800 Miles

6 Hrs of Warrior Creek

4/3/2010 01:03 PM

Race started at 9:59:30

Lap	Lap Tm	Diff	Time of Day
Best Tm: 1:24:30.450			
(498) Wes Dickson			
1			10:51:03.822
2	1:00:23.215		11:51:27.037
3	1:09:23.879	+9:00.664	13:00:50.916
Best Tm: 1:00:23.215			
(209) Chad Oliver			
1			10:58:52.426
2	1:04:34.275		12:03:26.701
3	1:16:16.674	+11:42.399	13:19:43.375
Best Tm: 1:04:34.275			
(172) Matthew Goelzer			
1			10:55:45.204
2	1:02:35.878		11:58:21.082
3	1:23:18.163	+20:42.285	13:21:39.245
Best Tm: 1:02:35.878			
(196) Jonathan Marshall			
1			11:06:13.541
2	1:09:44.330		12:15:57.871
3	1:16:19.328	+6:34.998	13:32:17.199
Best Tm: 1:09:44.330			
(108) James Pennington			
1			11:03:53.909
2	1:14:26.972		12:18:20.881
3	1:28:34.237	+14:07.265	13:46:55.118
Best Tm: 1:14:26.972			
(217) Matthew Sand			
1			11:04:49.975
2	1:07:09.886		12:11:59.861
3	1:36:34.867	+29:24.981	13:48:34.728
Best Tm: 1:07:09.886			
(157) Christopher Del Bene			
1			11:08:47.475
2	1:16:24.604		12:25:12.079
3	1:29:02.938	+12:38.334	13:54:15.017
Best Tm: 1:16:24.604			
(499) Dave Frye			
1			10:59:52.109
2	1:10:07.371		12:09:59.480
3	1:44:59.493	+34:52.122	13:54:58.973
Best Tm: 1:10:07.371			
(98) Randall Lewis			
1			11:13:46.425

Lap	Lap Tm	Diff	Time of Day
2	1:17:30.832		12:31:17.257
3	1:26:58.900	+9:28.068	13:58:16.157
Best Tm: 1:17:30.832			
(216) Angello Rodriguez			
1			11:09:14.438
2	1:20:02.784		12:29:17.222
3	1:40:50.284	+20:47.500	14:10:07.506
Best Tm: 1:20:02.784			
(102) Chuck Luddeke			
1			11:08:22.356
2	1:20:44.228		12:29:06.584
3	1:41:48.264	+21:04.036	14:10:54.848
Best Tm: 1:20:44.228			
(121) Andrew Sturgess			
1			11:07:25.043
2	1:20:00.152		12:27:25.195
3	1:44:02.320	+24:02.168	14:11:27.515
Best Tm: 1:20:00.152			
(93) Josh Wilson			
1			11:10:48.863
2	1:29:42.173		12:40:31.036
3	1:32:52.881	+3:10.708	14:13:23.917
Best Tm: 1:29:42.173			
(153) Brandon Davis			
1			11:09:29.768
2	1:30:59.896		12:40:29.664
3	1:33:34.572	+2:34.676	14:14:04.236
Best Tm: 1:30:59.896			
(9) Justin Boggs			
1			11:13:01.518
2	1:28:31.007		12:41:32.525
3	1:38:11.622	+9:40.615	14:19:44.147
Best Tm: 1:28:31.007			
(146) Mike Cobler			
1			11:12:29.957
2	1:25:04.387		12:37:34.344
3	1:47:56.677	+22:52.290	14:25:31.021
Best Tm: 1:25:04.387			
(84) Rob Glynn			
1			11:13:40.728
2	1:30:48.468		12:44:29.196
3	1:43:34.544	+12:46.076	14:28:03.740
Best Tm: 1:30:48.468			

Lap	Lap Tm	Diff	Time of Day
(21) Michael Cobb			
1			11:37:16.744
2	1:18:53.153		12:56:09.897
3	1:34:26.622	+15:33.469	14:30:36.519
Best Tm: 1:18:53.153			
(116) Tom Smith			
1			11:12:58.266
2	1:26:49.896		12:39:48.162
3	1:57:17.272	+30:27.376	14:37:05.434
Best Tm: 1:26:49.896			
(43) Candi Pennington			
1			11:16:54.036
2	1:30:33.118		12:47:27.154
3	1:51:52.127	+21:19.009	14:39:19.281
Best Tm: 1:30:33.118			
(80) Christopher Eastman			
1			11:17:40.908
2	1:23:13.711		12:40:54.619
3	1:58:58.151	+35:44.440	14:39:52.770
Best Tm: 1:23:13.711			
(149) Chris Connolley			
1			11:12:49.500
2	1:29:52.200		12:42:41.700
3	2:00:08.072	+30:15.872	14:42:49.772
Best Tm: 1:29:52.200			
(5) Laura Goetz			
1			11:16:58.083
2	1:34:46.199		12:51:44.282
3	1:52:17.411	+17:31.212	14:44:01.693
Best Tm: 1:34:46.199			
(233) Matthew Herdclotz			
1			11:14:52.745
2	1:32:49.095		12:47:41.840
3	1:58:21.423	+25:32.328	14:46:03.263
Best Tm: 1:32:49.095			
(126) Joseph White			
1			11:15:09.599
2	1:40:03.205		12:55:12.804
3	1:50:52.020	+10:48.815	14:46:04.824
Best Tm: 1:40:03.205			
(82) Robert Eiserman			
1			11:16:33.473
2	1:38:42.231		12:55:15.704
3	1:50:49.788	+12:07.557	14:46:05.492
Best Tm: 1:38:42.231			

6 Hrs of Warrior Creek


All Categories

Wilkesboro, NC 11.800 Miles

6 Hrs of Warrior Creek

4/3/2010 01:03 PM

Race started at 9:59:30



Lap	Lap Tm	Diff	Time of Day
(165) Bruce Faust			
1			11:09:18.351
2	1:22:01.591		12:31:19.942
3	2:18:29.689	+56:28.098	14:49:49.631
Best Tm: 1:22:01.591			
(95) Tim Kingery			
1			11:16:25.265
2	1:26:53.871		12:43:19.136
3	2:06:51.844	+39:57.973	14:50:10.980
Best Tm: 1:26:53.871			
(158) Matt Depp			
1			11:15:36.646
2	1:32:08.596		12:47:45.242
3	2:02:37.108	+30:28.512	14:50:22.350
Best Tm: 1:32:08.596			
(189) Jason Kohrt			
1			11:15:22.090
2	1:30:35.916		12:45:58.006
3	2:12:38.208	+42:02.292	14:58:36.214
Best Tm: 1:30:35.916			
(118) John Sokal			
1			11:27:50.768
2	1:39:57.185		13:07:47.953
3	1:58:57.483	+19:00.298	15:06:45.436
Best Tm: 1:39:57.185			
(238) David Elliston			
1			11:15:05.579
2	1:35:13.673		12:50:19.252
3	2:17:28.074	+42:14.401	15:07:47.326
Best Tm: 1:35:13.673			
(26) Andrew Puryear			
1			11:15:01.946
2	1:36:58.161		12:52:00.107
3	2:16:54.873	+39:56.712	15:08:54.980
Best Tm: 1:36:58.161			
(41) Leah Mitcham			
1			11:15:02.529
2	1:28:41.000		12:43:43.529
3	2:26:03.555	+57:22.555	15:09:47.084
Best Tm: 1:28:41.000			
(445) Clyde Gurley			
1			11:28:01.892
2	1:43:14.668		13:11:16.560

Lap	Lap Tm	Diff	Time of Day
3	2:02:39.191	+19:24.523	15:13:55.751
Best Tm: 1:43:14.668			
(58) Angela Poss			
1			11:30:17.824
2	1:44:29.415		13:14:47.239
3	2:01:02.287	+16:32.872	15:15:49.526
Best Tm: 1:44:29.415			
(68) Gary Booth			
1			11:22:15.032
2	1:44:35.533		13:06:50.565
3	2:09:48.980	+25:13.447	15:16:39.545
Best Tm: 1:44:35.533			
(227) Jason Tillery			
1			11:11:12.590
2	1:41:56.082		12:53:08.672
3	2:24:36.765	+42:40.683	15:17:45.437
Best Tm: 1:41:56.082			
(127) Kenneth Anderson			
1			11:19:18.219
2	1:53:19.157		13:12:37.376
3	2:05:27.256	+12:08.099	15:18:04.632
Best Tm: 1:53:19.157			
(404) Skeleton Crew			
Justin Bogard			
1			11:29:08.275
Best Tm:			
Jack Miller			
2	1:58:28.018	+6:12.742	13:27:36.293
Best Tm: 1:58:28.018			
Justin Bogard			
3	1:52:15.276		15:19:51.569
Best Tm: 1:52:15.276			
(103) Rod Miller			
1			11:23:06.035
2	1:41:40.671		13:04:46.706
3	2:15:09.110	+33:28.439	15:19:55.816
Best Tm: 1:41:40.671			
(444) Mr C's Beer Gut Gang			
Tim Thompson			
1			11:31:56.008
Best Tm:			
Dan Bowden			
2	2:10:06.481	+26:41.092	13:42:02.489
Best Tm: 2:10:06.481			

Lap	Lap Tm	Diff	Time of Day
Tim Thompson			
3	1:43:25.389		15:25:27.878
Best Tm: 1:43:25.389			
(141) Aaron Casey			
1			11:15:08.247
2	1:34:32.887		12:49:41.134
3	2:35:57.010	-1:01:24.123	15:25:38.144
Best Tm: 1:34:32.887			
(104) Michael Minton			
1			11:15:18.811
2	1:45:48.271		13:01:07.082
3	2:27:42.189	+41:53.918	15:28:49.271
Best Tm: 1:45:48.271			
(6) Vanessa Klett			
1			11:28:43.792
2	1:52:03.706		13:20:47.498
3	2:08:32.564	+16:28.858	15:29:20.062
Best Tm: 1:52:03.706			
(428) Brother-In-OutLaws			
Keith Bell			
1			11:30:56.159
Best Tm:			
Jeff Jordan			
2	1:45:50.271		13:16:46.430
Best Tm: 1:45:50.271			
Keith Bell			
3	2:21:49.758	+35:59.487	15:38:36.188
Best Tm: 2:21:49.758			
(495) Scar Tissue/Water-Keep			
Cedric Clybum			
1			11:37:21.373
Best Tm:			
Margot Clybum			
2	2:19:08.870	+36:57.811	13:56:30.243
Best Tm: 2:19:08.870			
Cedric Clybum			
3	1:42:11.059		15:38:41.302
Best Tm: 1:42:11.059			
(417) Bike Factory Racing W(r)enches			
Ellen Ramsey			
1			11:53:13.208
Best Tm:			
Jenny Lyttle			

6 Hrs of Warrior Creek


All Categories

Wilkesboro, NC 11.800 Miles

6 Hrs of Warrior Creek

4/3/2010 01:03 PM

Race started at 9:59:30



Lap	Lap Tm	Diff	Time of Day
2	1:36:05.822		13:29:19.030
Best Tm: 1:36:05.822			
Ellen Ramsey			
3	2:11:37.649	+35:31.827	15:40:56.679
Best Tm: 2:11:37.649			
(229) Brandon Weaver			
1			11:16:35.266
2	2:00:54.772		13:17:30.038
3	2:24:40.309	+23:45.537	15:42:10.347
Best Tm: 2:00:54.772			
(79) Rick Davidson			
1			11:19:15.853
2	1:55:28.483		13:14:44.336
3	2:36:32.465	+41:03.982	15:51:16.801
Best Tm: 1:55:28.483			
(90) Craig Hoyt			
1			11:28:38.385
2	1:55:57.026		13:24:35.411
3	2:27:58.435	+32:01.409	15:52:33.846
Best Tm: 1:55:57.026			
(206) Chris Muddiman			
1			11:20:22.205
2	2:01:35.523		13:21:57.728
3	2:36:29.505	+34:53.982	15:58:27.233
Best Tm: 2:01:35.523			
(139) Jeff Carlsen			
1			11:20:28.693
2	1:32:12.329		12:52:41.022
3	3:10:59.051	-1:38:46.722	16:03:40.073
Best Tm: 1:32:12.329			
(36) Nathan Wisch			
1			11:31:48.019
2	1:50:51.989		13:22:40.008
3	2:41:29.674	+50:37.685	16:04:09.682
Best Tm: 1:50:51.989			
(200) Matthew Mead			
1			11:26:30.395
2	1:45:05.586		13:11:35.981
3	2:59:39.709	-1:14:34.123	16:11:15.690
Best Tm: 1:45:05.586			
(23) Scott Lee			
1			11:21:18.773
2	2:03:48.321		13:25:07.094
3	3:09:39.036	-1:05:50.715	16:34:46.130

Lap	Lap Tm	Diff	Time of Day
Best Tm: 2:03:48.321			
(65) Allan Atkinson			
1			11:49:58.640
2	2:15:45.193		14:05:43.833
3	2:33:41.027	+17:55.834	16:39:24.860
Best Tm: 2:15:45.193			
(161) Jon Dunaway			
1			11:30:00.274
2	2:29:51.783		13:59:52.057
3	2:44:28.351	+14:36.568	16:44:20.408
Best Tm: 2:29:51.783			
(99) Greg Lochkovic			
1			11:39:00.479
2	2:12:11.046		13:51:11.525
3	3:05:50.490	+53:39.444	16:57:02.015
Best Tm: 2:12:11.046			
(34) Larry Wagner			
1			11:03:03.199
2	1:14:17.677		12:17:20.876
Best Tm: 1:14:17.677			
(138) Adam Caldwell			
1			11:05:41.230
2	1:16:16.777		12:21:58.007
Best Tm: 1:16:16.777			
(142) Mike Casey			
1			11:12:41.272
2	1:32:33.415		12:45:14.687
Best Tm: 1:32:33.415			
(81) Merle Edington			
1			11:19:24.768
2	1:33:14.219		12:52:38.987
Best Tm: 1:33:14.219			
(163) Tim Edwards			
1			11:20:53.392
2	1:32:25.007		12:53:18.399
Best Tm: 1:32:25.007			
(71) Robert Buchan			
1			11:21:19.860
2	1:45:05.918		13:06:25.778
Best Tm: 1:45:05.918			
(94) Jeff King			

Lap	Lap Tm	Diff	Time of Day
1			11:19:15.704
2	1:51:10.815		13:10:26.519
Best Tm: 1:51:10.815			
(72) Brett Burey			
1			11:18:26.355
2	1:54:03.630		13:12:29.985
Best Tm: 1:54:03.630			
(8) Jeff Blaser			
1			11:22:28.467
2	1:52:11.458		13:14:39.925
Best Tm: 1:52:11.458			
(173) Nick Gozelski			
1			11:20:24.400
2	1:59:27.550		13:19:51.950
Best Tm: 1:59:27.550			
(199) Chad McKenzie			
1			11:31:47.479
2	1:53:53.218		13:25:40.697
Best Tm: 1:53:53.218			
(78) Aaron Kaklamanos			
1			11:20:02.484
2	2:12:02.990		13:32:05.474
Best Tm: 2:12:02.990			
(188) Jordan King			
1			11:21:48.758
2	2:11:08.007		13:32:56.765
Best Tm: 2:11:08.007			
(42) Dianne Palmeri			
1			11:35:16.590
2	2:09:56.386		13:45:12.976
Best Tm: 2:09:56.386			
(109) Chris Presnell			
1			11:31:55.151
2	2:24:07.531		13:56:02.682
Best Tm: 2:24:07.531			
(145) Brian Chapman			
1			11:44:33.614
2	2:28:55.348		14:13:28.962
Best Tm: 2:28:55.348			
(73) David Burge			
1			11:31:33.119

6 Hrs of Warrior Creek


All Categories

Wilkesboro, NC 11.800 Miles

6 Hrs of Warrior Creek

4/3/2010 01:03 PM

Race started at 9:59:30



Lap	Lap Tm	Diff	Time of Day
2	2:50:28.335		14:22:01.454
	Best Tm: 2:50:28.335		

(212) Gordy Peters

1			11:35:17.672
2	2:47:49.258		14:23:06.930
	Best Tm: 2:47:49.258		

(150) Marshall Conrad

1			11:27:53.448
2	3:05:00.757		14:32:54.205
	Best Tm: 3:05:00.757		

(63) Jeff Adamcik

1			10:54:21.866
	Best Tm:		

(168) Nick Frantz

1			11:12:45.324
	Best Tm:		

(140) Greg Carr

1			11:19:20.197
	Best Tm:		

(91) Scott Jobe

1			11:48:25.822
	Best Tm:		

(39) Heather Casey

1			13:00:25.464
	Best Tm:		

Lap Lap Tm Diff Time of Day

Lap Lap Tm Diff Time of Day